

## Product Description

LF-GIF036YF is a 38W isolated constant current flicker-free LED driver. It features compact size, built-in design, high efficiency, high PF and Ta 55°C. It is suitable for split-type LED track light (any integrated track light or down light is forbidden) and its ambient temperature shall NOT exceed 55°C. Its output current is adjustable via a built-in DIP switch in 4 shifts, including 750mA, 800mA, 850mA and 900mA.

## Features

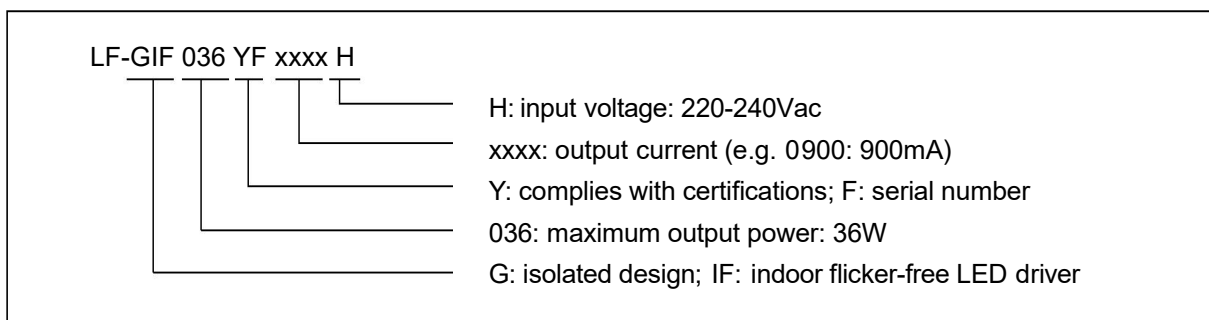
- Flicker free
- High efficiency
- 5-year warranty (please refer to the warranty condition)
- Suitable for Class II light fixtures



## Applications

- Indoor office lighting
- Decorative lighting
- Commercial lighting
- Residential lighting

## Product Naming



## Electrical Characteristics

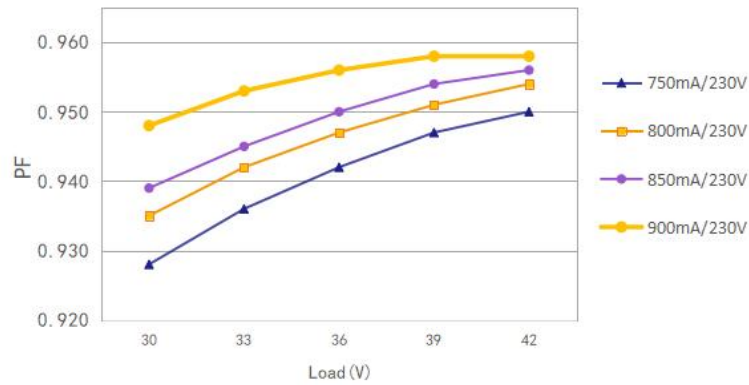
Model		LF-GIF036YF				
Output	Output Voltage	30-42Vdc				
	Output Current	750mA	800mA	850mA	900mA	
	Flicker (Modulation depth)	<0.5%				
	IEC-Pst	≤1				
	CIE SVM	≤0.4				
	Current Tolerance	±5%				
	Temperature Drift	±10%				
	Start-up Time	<0.5S				
Input	AC Input Voltage	220-240Vac (voltage limit: 200-264Vac)				
	Input Frequency	47Hz-63Hz				
	Input Current	0.22A max.				
	Power Factor	≥0.94/200Vac	≥0.94/230Vac		≥0.94/264Vac	
	THD	≤20%				
	Efficiency	≥90.5%				
	Inrush Current	≤18A&140uS@230Vac				
	Load Quantity Carried by the Circuit Breaker	Circuit Breaker Model	B10	C10	B16	C16
		Quantity (pcs)	30	50	48	80
	Leakage Current	≤0.7mA				
Standby Power Consumption	<0.5W					
Protection Characteristics	Open Circuit Protection	<55V				
	Short Circuit Protection	Hiccup mode (auto-recovery)				

Environment Descriptions	Operating Temperature	-30℃ - +55℃ & Tc ≤90℃
	Operating Humidity	20-90%RH (no condensation)
	Storage Temperature/Humidity	-40℃ - +80℃ (six months under class I environment); 10-90%RH (no condensation)
	Atmospheric Pressure	86kPa~106kPa
Safety & Electromagnetic Compatibility	Certifications	TUV-ENEC, CE, CB, RCM, SAA, CCC
	Withstanding Voltage	I/P-O/P: 3.75kVac/5mA/60S
	Insulation Resistance	I/P-O/P: >100MΩ@500Vdc
	Safety Standards	ENEC: EN61347-1: 2015, EN 61347-2-13: 2014/A1: 2017, EN 62384: 2016/A1: 2009; CE-LVD: EN 61347-2-13: 2014/A1: 2017, EN 61347-1: 2015, EN 62493: 2015; CB: IEC 61347-1: 2015, IEC61347-2-3: 2014, IEC 61347-2-13: 2014/AMD1: 2016; RCM: AS 61347.2-13:018 CCC: GB19510.1-2009, GB19510.14-2009
	EMI	CE-EMC/RCM: EN55015, EN61000-3-2, EN61000-3-3 CCC:GB/T17743, GB17625.1, GB17625.2
	EMS	CE-EMC/RCM: EN61000-4-2, 3, 4, 5 (lightning strike 1kV), 6, 11 CCC: GB/T17626.2, 3, 4, 5 (lightning strike 1kV), 6, 11
Others	IP Rating	IP20
	RoHS	RoHS 2.0 (EU) 2015/863
	Warranty Condition	5 yrs (Tc≤82.5℃)
Test Equipment	AC power source: CHROMA6530, digital power meter: CHROMA66202, Oscilloscope: Tektronix DPO3014, DC electronic load: M9712B, LED board, constant temperature and humidity chamber, lightning surge generator: Everfine EMS61000-5B, rapid group pulse generator: Everfine EMS61000-4A, spectroanalyzer: KH3935, hi-pot tester: TH9201B, flicker tester (flicker-free coefficient test) 60N-01, etc.	

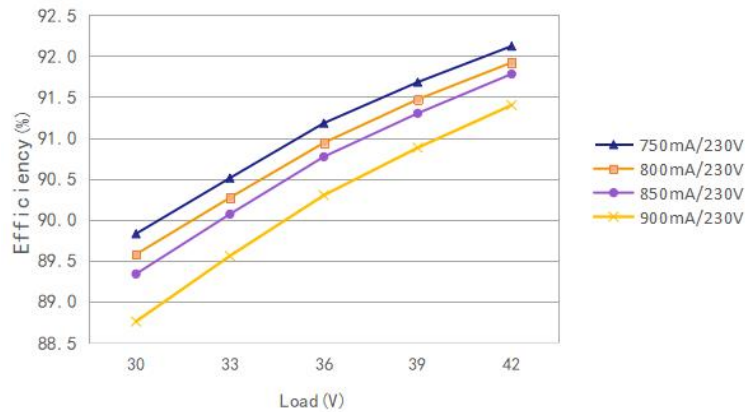
Remarks	<ol style="list-style-type: none"> <li>1. It is recommended that customer should install overvoltage and undervoltage protection devices and surge protection devices in the power supply circuits of the light fixtures to ensure safety before connecting to electricity.</li> <li>2. As an accessory, the LED driver is not the only factor determining the EMC performance of the LED light fixture. The structure and the wiring of the light fixture are also relevant. Thus it's strongly recommended the LED light fixture manufacturer should re-confirm the EMC of the whole LED light fixture.</li> <li>3. The test conditions of the circuit breaker configuration quantity are the same as those of the inrush current test.</li> <li>4. Do not install the driver inside the integrated track light or down light.</li> <li>5. The ambient temperature (<math>T_a</math>) of the driver shall not exceed <math>55^{\circ}\text{C}</math> and casing temperature (<math>T_c</math>) not exceed <math>90^{\circ}\text{C}</math>.</li> <li>6. Unless otherwise stated, the parameters above are test results under these conditions: ambient temperature <math>25^{\circ}\text{C}</math>, humidity 50%, input voltage 230Vac/50Hz and 100% load.</li> </ol>
---------	--

### Characteristic Curves

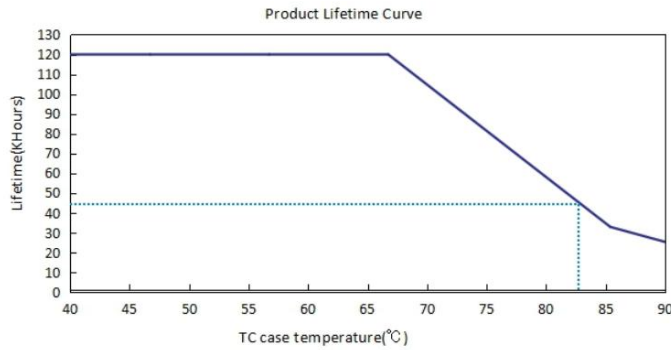
#### ■ PF Curve



#### ■ Efficiency Curve



■ Lifetime Curve



**Definitions of Terminals**

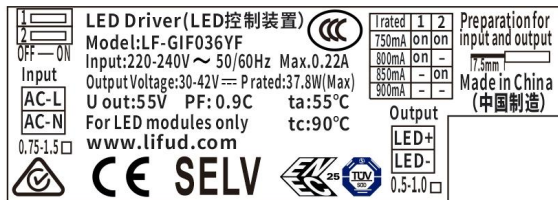
INPUT

AC-L	Input terminal of AC live wire
AC-N	Input terminal of AC neutral wire

OUTPUT

LED+	Positive electrode output of the driver
LED-	Negative electrode output of the driver

**Labels**



Built-in DIP switch version

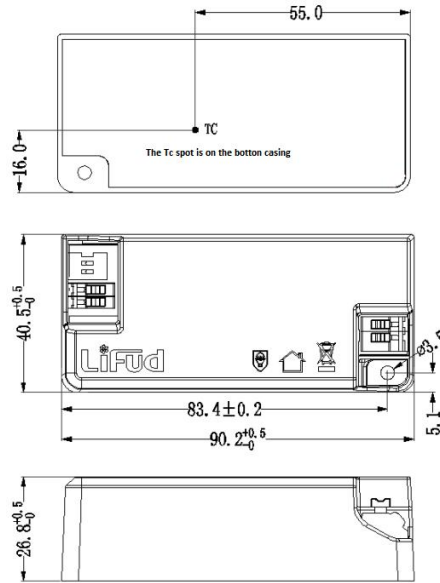


No DIP switch version

**Adjustable Current Shift Table (via DIP switch)**

Irated (CC)	1	2
750mA	ON	ON
800mA	ON	—
850mA	—	ON
900mA	—	—

**Structure & Dimensions (unit: mm)**



**Packaging Specifications**

Model	LF-GIF036YF
Packaging Dimensions	385*285*210 mm (L*W*H)
Quantities	17 pcs/layer; 7 layers/ctn; 119 pcs/ctn
Weights	90±5 g/pc; 12.5 kg/ctn

## Transportation & Storage

### ■ Transportation

- Suitable transportation means: vehicles, boats and aircraft.
- During transportation, there should be awnings for rain protection and sun protection. Civilized loading and unloading are required. There should be no severe vibration or impact.

### ■ Storage

- Storage in accordance with the provisions of Class I environment. For products which have been stored for more than six months, they mustn't be used until they pass the re-inspection.

## Attention

- Please use this product according to its specifications otherwise there may be malfunction.
- Use light fixtures that have not been certified or are not compatible with the LED drivers may cause fire or other hazards.
- Man-made damage, any use beyond the specification and non-original-factory modification are not covered by warranty.

Remark: The final interpretation right of the contents of this data sheet belongs to Lifud Technology Co., Ltd.